


Square Basket Setup

for DBJJ Quilting Backdrops

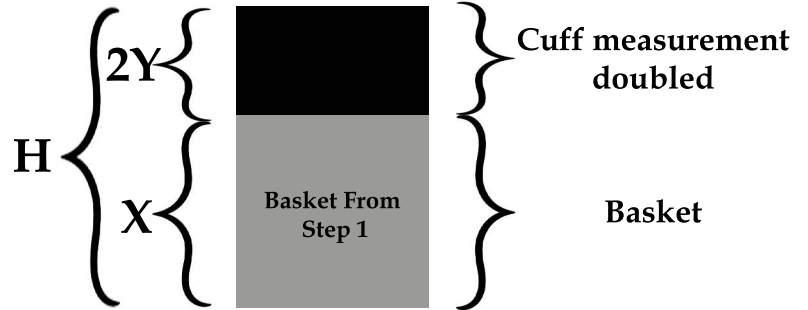
1-Choose your basket size



2- Cuff: (optional)

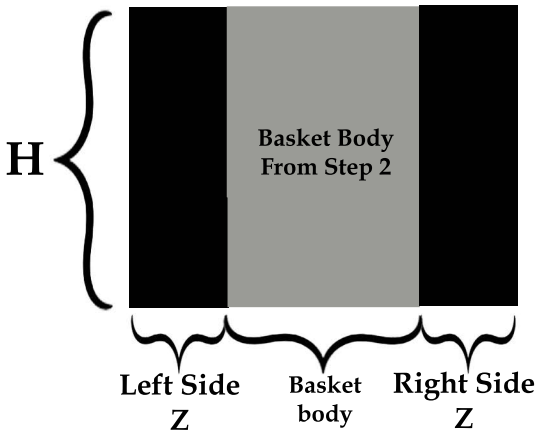
Choose width of cuff (Y and double it. (2Y)

Add it to basket for height. $X+2Y=H$



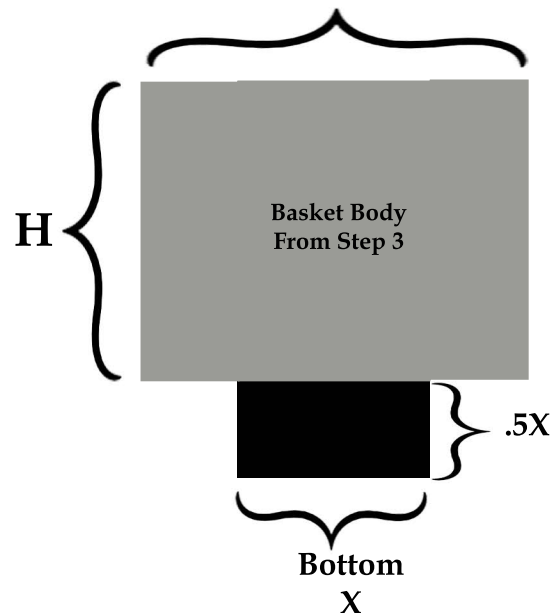
3- Sides: Divide Basket (X) in 1/2 for width of side panel (Z)

Make it as tall as basket and cuff (H)



4- Bottom: Take 1/2 of basket (.5X by X)

Body and Sides



Basket Size (X): _____

Optional cuff (Y): _____

Double Cuff (Yx2): _____

Height(H)= (X+2Y): _____

Sides (Z): .5X by H: _____

Bottom, .5X by X: _____